

**CSH**  
CHERY SUPER HYBRID

 **CHERY**

# TIGGO 7 PHEV **CSH**

*PLUG-IN NEW LIFESTYLE*



**TIGGO**

**CSH**  
CHERY SUPER HYBRID

An artistic representation capturing the lifestyle aspect of driving the Tiggo 7 Phev CSH, suggesting seamless integration into a futuristic and eco-conscious urban environment.

 Combined Driving Range **1200km**
 Electric Driving Range **90km**
 Wheelbase **2670mm**
 Driving Modes **3**

**19 mins**


Charging From  
30% - 80% DC 40kW

**18.3 kWh**


Battery Capacity

**3.3 kWh**

Vehicle To Load



(Battery + DHT)



(Engine + DHT)



(Battery + Engine + DHT)

**Pure Electric Drive**

Maximum 204Ps Power / 310Nm Torque

**Engine-Only Drive**

Maximum 143Ps Power / 215Nm Torque

**Combined Drive**

Maximum 279Ps Power / 365Nm Torque



Premium Touch Interior



SONY Premium Audio System



Infotainment Powered by Qualcomm Snapdragon 8155 Chipset



Sun Visors with Dual-Tone Illuminated Mirrors



Armrest with Cooling Storage




50W Wireless Charger



Large Boot Space up to 1386L



Panoramic Sunroof



Spacious Second Row Cabin



# Five-Star Ultimate Safety

with Advanced Driving Assistant System Level 2



**8**  
Airbags




**60%**  
High Strength Steel Chassis



# Multi-Layer Protection

The battery pack is covered by an ultra high strength steel armor to enhance the impact resistance & waterproof



# SPECIFICATIONS

## ENGINE & TRANSMISSION

Engine Type	1.5L TGD <sub>i</sub>
Engine Capacity (CC)	1499
Maximum Power Ps (kW)	143 (105)
Maximum Torque (Nm)	215
Electric Motor Maximum Power Ps (kW)	204 (150)
Electric Motor Maximum Torque (Nm)	310
Combined Maximum Power Ps (kW)	279 (205)
Combined Maximum Torque (Nm)	365
Pure Electric Range (km)	90
Transmission	Dedicated Hybrid Transmission (DHT)
Drivetrain	FWD
Drive Modes	Eco / Normal / Sport
Gear Shifting	Electronic Shift
Fuel Tank Capacity (L)	60

## BATTERY AND CHARGING

Battery Capacity	18.3kWh
Vehicle To Load (V2L)	3.3kWh
DC Charger (30% - 80%)	19 mins
AC Charger (30% - 80%)	3 hours
3 Pins Plug Charger (10% - 100%)	8.5 hours

## DIMENSION & WEIGHT

Length (mm)	4553
Width (mm)	1862
Height (mm)	1696
Wheelbase (mm)	2670
Curb Weight (kg)	1795

## WHEELS & TYRES

Wheel Size	18"
Tyre Size	225/60 R18
Tyre Repair Kit	•

## STEERING, BRAKES AND SUSPENSION

Electric Power Steering (EPS)	•
Steering Modes	Comfort / Sport
4-way Steering Wheel Adjustment	•
Brakes - Front / Rear	Ventilated Disc Brake / Disc Brake
Electric Parking Brake (EPB) with Autohold	•
Suspension - Front / Rear	MacPherson Strut / Multi-link Independent

# EXTERIOR & INTERIOR

## EXTERIOR

LED Headlights	•
Automatic Headlights	•
Follow Me Home	•
Puddle Lights	•
LED Daytime Running Lights (DRL)	•
LED Rear Full-Width Tail Lights	•
LED Fog Lights	Front / Rear
Active Cornering Lights	•
LED Sequential Turn Signal Lights	Front
Auto Rain Sensor	•
Rear Wiper / Washer	•
Panoramic Sunroof with Retractable Sunshade	•
Hand-Free Power Tailgate	•
Spoiler	•
Shark Fin Antenna	•
Roof Rails	•

## INTERIOR & CONTROL

Smart Entry	•
Multifunctional Leather Steering Wheel	•
Remote Engine Start	•
Walk Away Auto Lock	•
Front Centre Armrest with Cooling Storage	•
Dynamic 64-Multi Colour Ambient Lights	•
Sun Visors with Dual-Tone Illuminated Mirrors (Driver + Passenger)	•
Power Adjustable Side Mirrors	•
Double-Glazed Acoustic Glass	•
Dual-Zone Automatic Air Conditioning	•
Rear Passenger Air Vents	•
N95 Cabin Filter	•
Seat Material	Faux Leather
Front Row Ventilated & Heated Seats	•
6-Way Power Driver's Seat Adjustment with Memory Function	•
4-Way Power Front Passenger Seat Adjustment	•
Split Fold Rear Seats (60:40)	•
Frameless Auto Dimming Rear View Mirror	•
Automatic Electric Windows (anti-pinch)	•
Glasses Case	•
Tonnue Cover	•
Front Door Illuminated Scuff Plate	•

# INFOTAINMENT & CONNECTIVITY

## INFOTAINMENT

24.6" Integrated Dual Curved Instrument Cluster and Multimedia Touchscreen	•
SONY Premium Audio System	8 Speakers
Wired & Wireless Apple CarPlay & Android Auto	•
Bluetooth Connectivity	•
Intelligent Voice Assistant	•
540° HD Panoramic Camera	•

## CONNECTIVITY & DEVICE CHARGING

Front USB Type A	•
Front USB Type C	•
Rear USB Type A	•
12 Volt Power Outlet - Front	1
12 Volt Power Outlet - Boot	1
50W Wireless Phone Charger	•

# SAFETY FEATURES

## SAFETY & SECURITY

	Front / Rear
Parking Sensors	Front / Rear
SRS Airbags	8
ISOFIX	•
Digital Video Recorder (DVR)	•
Body Anti-Theft Alarm	•
Child Safety Lock (Rear Door)	•
Electronic Brakeforce Distribution (EBD)	•
Hill Start Assist Control (HAC)	•
Hill Descent Control (HDC)	•
Emergency Brake Assist (EBA)	•
Anti-Lock Braking System (ABS)	•
Electronic Stability Program (ESP)	•
Traction Control System (TCS)	•
Brake Assist System (BAS)	•
Tyre Pressure Monitoring System (TPMS)	•
Safety Hammer	•

## ADVANCED DRIVING ASSISTANCE SYSTEM

Lane Departure Warning (LDW)	•
Lane Departure Prevention (LDP)	•
Lane Change Assist (LCA)	•
Lane Keeping Assist (LKA)	•
Emergency Lane Keeping Assist (ELKA)	•
Blind Spot Detection (BSD)	•
Rear Cross Traffic Alert (RCTA)	•
Rear Cross Traffic Braking (RCTB)	•
Front Collision Warning (FCW)	•
Rear Collision Warning (RCW)	•
Adaptive Cruise Control (ACC)	•
Integrated Cruise Control (ICC)	•
Autonomous Emergency Brake (AEB)	•
Traffic Jam Assist (TJA)	•
Door Opening Warning (DOW)	•
Speed Limit Reminder (SLR)	•
Intelligent High-Beam Control Headlamp (IHC)	•
Driver Monitoring System (DMS)	•
Drive Away Information (DAI)	•
Intelligent Avoidance System (IAS)	•
Multi-Collision Braking (MCB)	•

# COLOURS






**BLOODSTONE RED  
+ BLACK ROOF**

**KHAKI WHITE**

**PHANTOM GREY**



**EMPOWER EVERY JOURNEY**

 Chery Malaysia  chery.malaysia  [www.chery.my](http://www.chery.my)

The contents of this specsheets are compiled according to the information of vehicle configuration status at the time of printing.  
We reserve the right to change any information in this specsheets without prior notice.